



- Wide adjustment range**
- High switching capacity**
- SPDT (Change-over) contact**
- DIN rail mountable**

The FZK 011 mechanical thermostat is used for controlling heating and cooling equipment, filter fans or signal devices where a higher degree of sensing accuracy is required. An integrated resistor (RF) can be connected to improve the switch temperature difference.<sup>1)</sup>

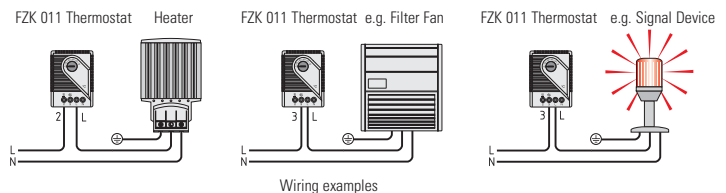
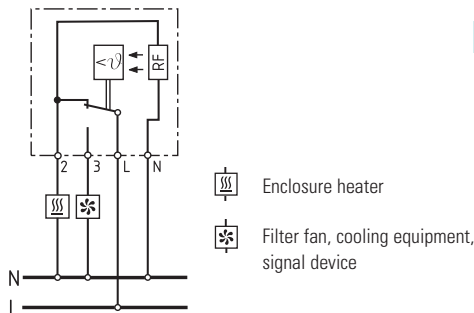
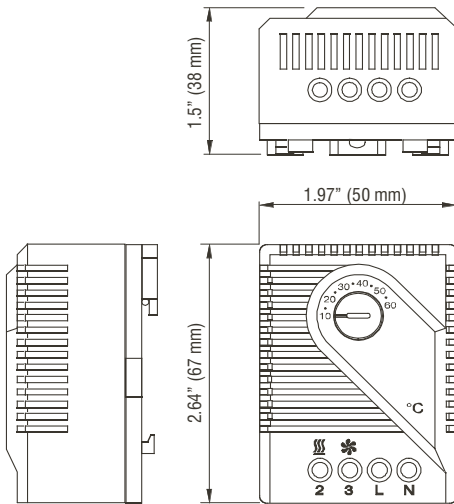
The thermostat registers the surrounding air and can switch both inductive and resistive loads via snap-action contact.



### Technical Data

<b>Switching difference</b>	approx. 7°F (4K), ± 2.7°F (1.5K tolerance) <sup>1)</sup>
<b>Sensor element</b>	thermostatic bimetal
<b>Contact type</b>	SPDT / change-over contact
<b>Contact resistance</b>	< 10mΩ
<b>Service life</b>	> 100,000 cycles
<b>Max. switching capacity, NC</b>	10A resistive / 4A inductive @ 120VAC 10A resistive / 4A inductive @ 250VAC DC 30W
<b>Max. switching capacity, NO</b>	5A resistive / 2A inductive @ 120VAC 5A resistive / 2A inductive @ 250VAC DC 30W
<b>EMC</b>	acc. to EN 55014-1-2, EN 61000-3-2, EN 61000-3-3
<b>Connection</b>	4-pole terminal, clamping torque 0.5Nm max.: solid wire - AWG 14 max. (2.5mm <sup>2</sup> ) stranded wire (with wire end ferrule) - AWG 16 max. (1.5mm <sup>2</sup> )
<b>Housing</b>	plastic, UL 94V-0, light grey
<b>Mounting</b>	clip for 35mm DIN rail, EN 60 715
<b>Mounting position</b>	vertical
<b>Operating temperature</b>	-4 to +176°F (-20 to +80°C)
<b>Storage temperature</b>	-49 to +176°F (-45 to +80°C)
<b>Dimensions</b>	2.64 x 1.97 x 1.5" (67 x 50 x 38mm)
<b>Weight</b>	approx. 3.5 oz. (100g)
<b>Protection type</b>	IP20

<sup>1)</sup> Connecting terminal "N" (RF heating resistor) causes the thermal feedback to work, reducing the switch temperature difference to approx. 1°F (0.5K).



Part No.	Operating voltage <sup>2)</sup>	Setting range	Approvals
01170.0-00	230VAC	5 to 60°C	UL File No. E164102
01170.0-01	230VAC	40 to 140°F	UL File No. E164102
01170.9-00	120VAC	40 to 140°F	UL File No. E164102
01170.9-01	120VAC	5 to 60°C	UL File No. E164102

<sup>2)</sup> Voltage only needs to be specified if the optional use of the RF resistor is desired.

Specifications are subject to change without notice. Suitability of this product for its intended use and any associated risks must be determined by the end customer/ buyer in its final application.